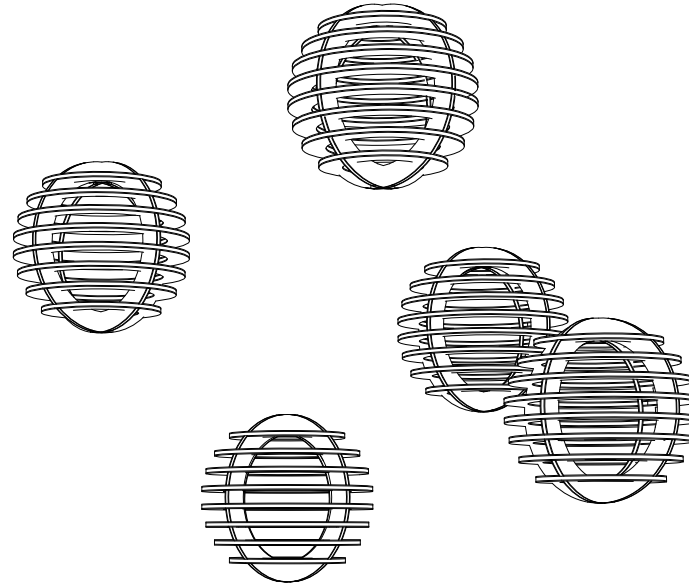
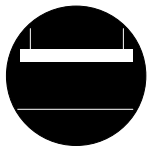
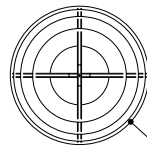


CLOUDS NOTCHED 001

ID# CLD-NCH-001

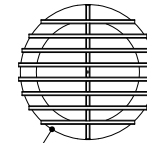


① PERSPECTIVE VIEW



24"-48" DIAMETER

② PLAN VIEW



24"-48" DIAMETER

③ SIDE VIEW

CUSTOM SIZING AND THICKNESS AVAILABLE
CUSTOM COLORS AND DESIGNS AVAILABLE
MULTIPLE ATTACHMENT SYSTEM OPPORTUNITIES



CSI CREATIVE

PROJECT:

SCALED AS NOTED
MATERIALS / COLORS

ALL DIMENSIONS + / - $\frac{1}{16}$

DATE:
JOB # :

SHEET
1.1
OF 1.1