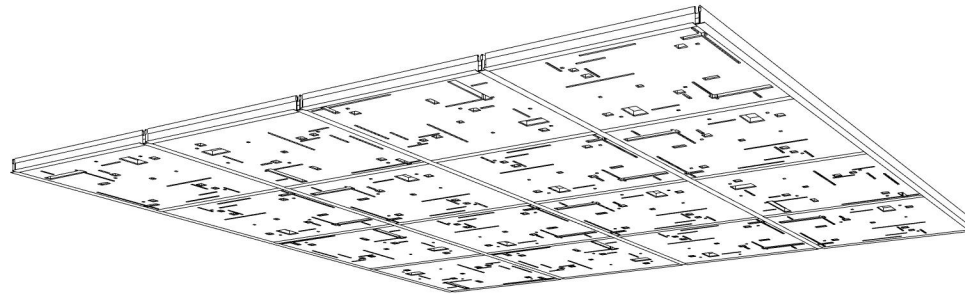
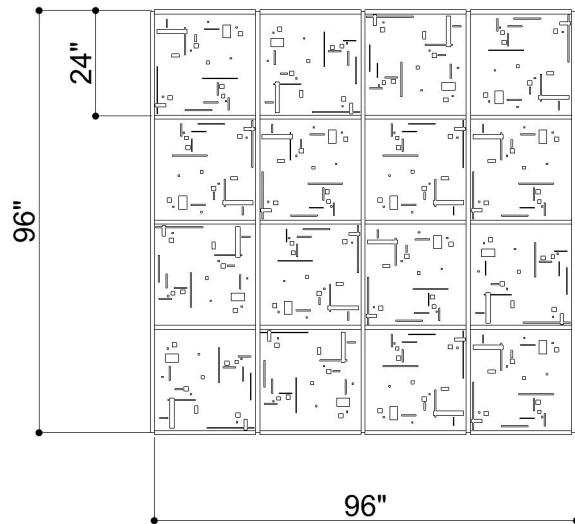


TILE GRID 015

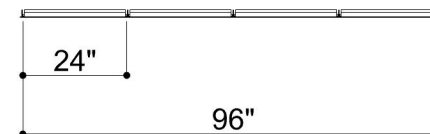
ID# GRD-TLE-015



3 PERSPECTIVE VIEW



1 BOTTOM FACE



2 SIDE VIEW

CUSTOM SIZING AND THICKNESS AVAILABLE
CUSTOM COLORS AND DESIGNS AVAILABLE
MULTIPLE ATTACHMENT SYSTEM OPPORTUNITIES



CSI WALL PANELS

PRODUCT:

SCALED AS NOTED

ALL DIMENSIONS + / - $\frac{1}{16}$

DATE: 3/31/2022
JOB # :

SHEET
1.1
OF 1.1